



*Timber windows and doors  
made with traditional skills  
to meet today's demands*

0161 456 0501

[www.gbsjoinery.co.uk](http://www.gbsjoinery.co.uk) | [mail@gbsjoinery.co.uk](mailto:mail@gbsjoinery.co.uk)

# About GBS

Originally established in 1984 GBS has carved its niche in the joinery manufacturing industry. Providing quality products and outstanding service to all our clients.

Based in Stockport Cheshire we are happy to meet new customers and travel throughout neighbouring counties, Lancashire, Yorkshire, Shropshire, Staffordshire, to offer supply and installation, outside this area we can supply only.

From the modest Victorian terrace, a country farmhouse or a Georgian Rectory, conservation areas, listed buildings and National Parks. Sliding sash or casement windows, period front doors.

All orders are strictly programmed from start to finish, carried out by our dedicated and highly skilled team who constantly strive to understand customers requirements and to meet their expectations.

Whether replacement, replication or projects such as new builds and renovation we recognise the importance of maintaining the original look of period properties and the importance of retaining the character and historic style without aesthetic compromise.

We are always delighted to be involved and offer our experience in projects, providing detailed drawings from our own library, liaising with architects and local authority planning and conservation officers.

Without compromise we use only the very best timbers available, Softwoods such as Swedish Redwood and Douglas Fir/Columbian Pine. Hardwoods, Mahogany (Sapele), Iroko, Oak and in recent times Accoya.

Coupled with highly efficient Planitherm double glazing, argon filled, we provide high performance windows that exceeds the standard set out in current building regulations.

Finished with a low maintenance factory applied paint system in vast range of colour choice that further enhances the overall product.

Installed by our own experienced and skilled fitting team that understand they are working in your home, not on a building site.

We are always pleased to freely provide the best possible information and advice.

*"Your team is a real credit to you and your company and we would highly recommend you to anyone who will listen! This house is now like an old woman who has had a facelift, she wants everyone to look at her!"*

*Regards Becky & Chad*

*"The quality of the workmanship is wonderful, and the fitting was excellent – it fits so perfectly into place, with no damage to the internal architrave or existing step I can hardly believe it's a replacement. Great fitters and excellent communication throughout. I wouldn't hesitate to recommend you."*

*Kind regards Anna*

# Windows

GBS offer a range of windows that can be tailored in style to suit individual properties. Traditional flush casement, standard storm, HP storm, HP flush casement and double hung sliding sash.

Casement windows are a popular choice of window that are commonly found in traditional properties such as estate cottages. Whether plain, cottage bar or Georgian bars, these windows will add charm and character to your home whether for new build or a renovation project. Combined with efficient double glazing and draught stripping to achieve the best possible performance.

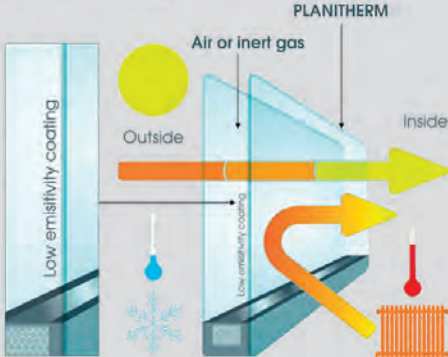
Sliding sash windows have been a very familiar sight in various properties for hundreds of years. Our method of box construction has not changed since that seen in early joinery workshop manuals. Tongued together and incorporating traditional mouldings, glazing bars and sash horns, it is our aim to continue with this traditional method. Double draught stripping to sash edges to provide the smooth running of sashes. Operating on new weights, cord and pulleys or on spiral balances.

All our windows are produced to meet today's efficiency standards. Double glazed with highly efficient Planitherm low E glass coatings along with Argon and Krypton gas fill and warm edge bar.

Furniture in a choice of styles and finishes including fit fasteners, finger lifts and sash eyes with hook and pole add to the fine finish of these windows. Restrictors and security locks are also fitted for peace of mind and to meet insurance requirements

Factory paint finished in an industry developed low maintenance paint system developed specifically for timber in any colour, dual colour available.

**Double glazed unit with PLANITHERM**



**PLANITHERM**  
Clearly the most energy efficient window glass


**Planitherm Glass**

All of the timber windows and doors that you'll find here at GBS Joinery incorporate Planitherm double glazing which offers the latest technology in its completely new generation of high performance, soft coat low E (emissivity) glass. With the inclusion of warm edge spacer bars and argon gas, GBS are able to reduce cold edge bridging on all of your casement, box sash or sliding sash windows.

Planitherm glass will ensure that your windows are more efficient in keeping your home warm & bright; in fact it has been proven to offer **THREE TIMES** more efficiency than standard double glazing.



Rebuild on existing foot print, supply only of HP hardwood windows, Henley-on-Thames



Traditional flush fit casement windows, grade 2 listed building, Cheshire



Replacement sash windows operating on spiral balances, grade 2 listed building, Cheshire



Replacement double glazed casement windows in hardwood, Lancashire



# Doors

All the doors produced by GBS are made from solid timber, engineered or modified.

Engineered timber is a three core lamination of the solid wood which resists twisting and warping. Modified timber has undergone a process that changes how the timber performs.

## **Softwood, Swedish Redwood**

In the engineered form can be almost clear of knots and defects

## **Softwood, Douglas Fir/Columbian Pine**

Clear of knots and with a decorative grain

## **Hardwood, Sapele, Mahogany**

Heavy and durable

## **European Oak**

Decorative and durable

## **Accoya, modified softwood**

Stable and durable

We also offer doors made using solid wood core plywood blanks in to which we can cut glazing apertures and create panels and mouldings, very stable and durable.

A range of decorative etched or stained glass can be provided along with a range of furniture to further embellish the style and finish.

# Factory finishing

Factory painting of windows and doors by GBS uses a specialised industry developed and recognised microporous paint system designed specifically for timber windows and doors to provide long lasting protection against weathering and to resist cracking and flaking.

Maintenance and redecoration will be required throughout the life of the product at intervals of between 8 – 10 years for light colours, reduced to 5 – 8 years for dark colours depending on exposure and orientation.

It is advisable to wash down paintwork annually with a mild detergent and soft cloth to prevent the build up of dirt . Do not use any abrasive products.

When re coating use only microporous paints, do not use traditional oil based paints or paints that will seal the surface.





### **Nigel - Managing Partner**

Nigel Established the business in 1984 at the age of 27 as a sole trader working from a small garage at home before taking on a small workshop in Poynton from a retired builder. After three years he took on David as an apprentice and moved to larger rented premises in Hazel Grove, bringing in more machinery and taking on more staff. Purchasing the current six thousand square foot units in Edgeley in 2006 when the company converted to an LLP .



### **David - Production Partner**

David joined Nigel at the age of 18 as an apprentice. Over the years he has developed both skills and knowledge of the industry and now as Nigel's right hand man and a partner in the company processes orders through the workshop from start to finish overseeing and maintaining standards.

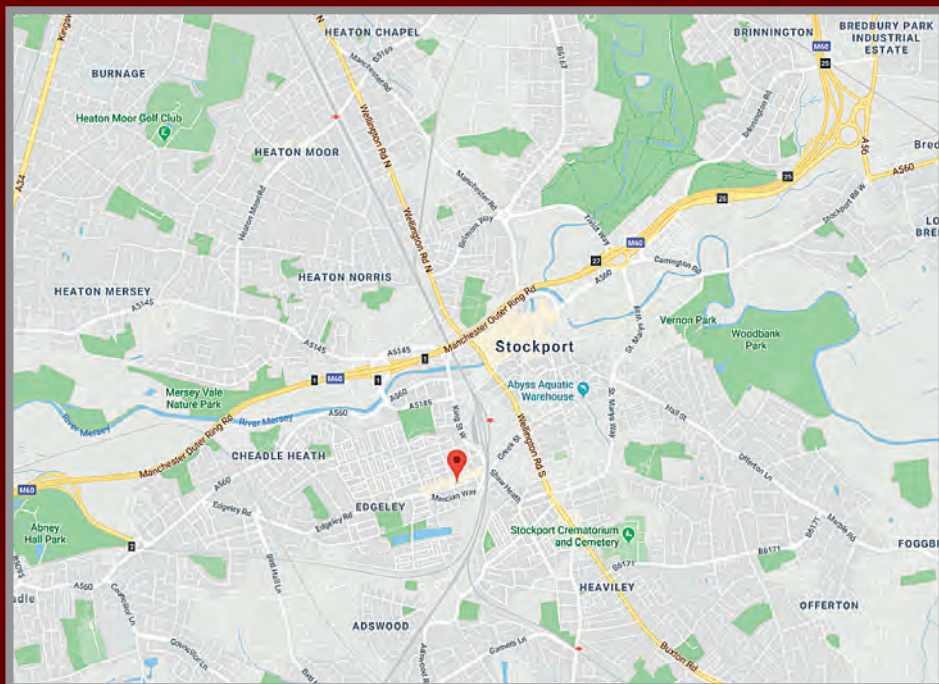


### **Andy - Installation Partner**

Andy joined GBS straight from school at 16 as apprentice joiner. He worked in the workshop and out installing. Andy interrupted his apprenticeship to join the Army, Royal Engineers, after tours in Bosnia and Iraq he came back to us and is now a partner in the business and heads the fitting team.



Unit 2, James Street, Stockport, Cheshire  
T:0161 456 0501 | F:0161 483 0803  
[www.gbsjoinery.co.uk](http://www.gbsjoinery.co.uk) | [mail@gbsjoinery.co.uk](mailto:mail@gbsjoinery.co.uk)



All installations carry 10 year insurance  
backed warranties, free of charge



All installations meet or exceed current  
building regulations and are certificated,  
free of charge



Approved installers of Double glazed units  
with Planitherm by Saint Gobain offering a  
range of low E coatings and gas fill



Modified timber, stable and durable



Low maintenance microporous  
paint system